

CZV100-12

12V 100AH

Tubular Gel OPzV



CZV100-12



Physical Specification

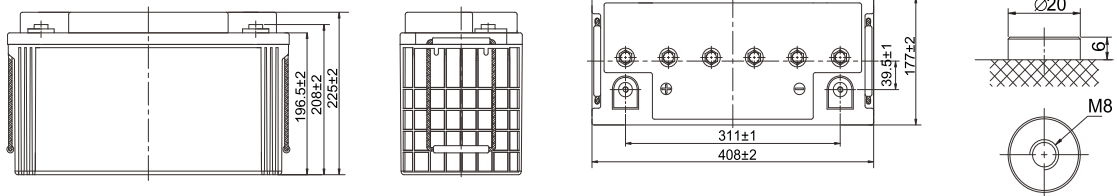
Part Number:	CZV100-12
Length:	408 ± 2 mm (16.06 inches)
Width:	177 ± 2 mm (6.97 inches)
Container Height:	196.5 ± 2 mm (7.74 inches)
Total Height (with terminal):	225 ± 2 mm (8.86 inches)
Approx Weight:	38.3 kg (84.44 lbs)

Specifications

	Nominal Voltage	12V
	(C10, 1.80V/cell)	100AH
Terminal Option	M8	
Container Material	Standard Option	ABS
	Flame Retardant Option (FR)	ABS (UL94:VO)
Rated Capacity	(10hr, 10.0A, 1.80V/cell)	100.0 Ah
	(5hr, 17.5A, 1.75V/cell)	87.5 Ah
	(3hr, 25.2A, 1.75V/cell)	75.6 Ah
	(1hr, 59.3A, 1.65V/cell)	59.3 Ah
Max.Charging Current (25°C)	25.0A	
Max Discharge Current (5s)	800A	
Internal Resistance	Approx. 6.5mΩ	
Discharge Characteristics	Operating Temp. Range	Discharge: -20°C~55°C (-4°F~131°F)
		Charge: -0°C~40°C (32°F~104°F)
		Storage: -20°C~50°C (-4°F~122°F)
	Nominal Operating Temp. Range	25 ± 3°C (77 ± 5°F)
	Charge Voltage (25°C)	Float: 13.5V
		Temp. Coefficient: -3mV/cell/°C
		Cycle(Equalization): 14.1~14.4V
	Self Discharge	Less than 3% per month at 25°C
	Capacity affected by Temperature	40°C (104°F)
25°C (77°F)		100%
0°C (32°F)		86%
Design Floating Life at 20°C	20+ Years	
Self Discharge	Canbat Tubular Gel OPzV Batteries may be stored for up to 6 months at 25°C (77°F) and then a refresh charge is required. For higher temperatures the time interval will be shorter. Self-discharge is less than 2%	

Dimensions

M8 Terminal



To ensure safe and efficient operation always refer to the latest edition of our datasheets, as published on our website www.canbat.com. Canbat Technologies Inc. All rights reserved. All trademarks are the property of their respective owners. All data subject to change without notice. E&O.E

CZV100-12

12V 100AH

Tubular Gel OPzV



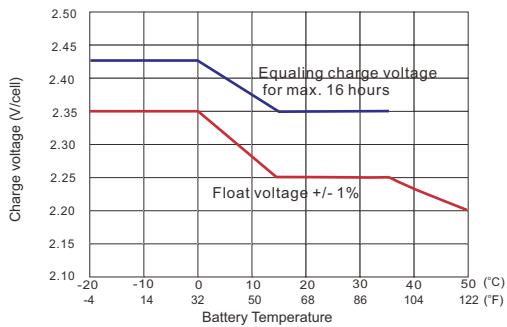
Constant Current Discharge (Amperes) at 25 °C (77°F)

F.V/Time	10min	15min	30min	1h	2h	3h	5h	8h	10h
1.85V/cell	96.5	85.1	63.6	46.5	29.5	22.5	16.1	11.3	9.57
1.80V/cell	116.0	98.3	71.4	51.0	31.9	24.1	16.9	11.8	10.0
1.75V/cell	133.1	109.9	76.8	54.3	33.5	25.2	17.5	12.1	10.2
1.70V/cell	145.4	119.3	82.2	57.3	34.7	26.2	18.0	12.3	10.3
1.65V/cell	159.0	128.0	86.0	59.3	35.9	27.1	18.4	12.5	10.5
1.60V/cell	169.6	135.4	89.2	61.1	37.1	27.7	18.8	12.7	10.7

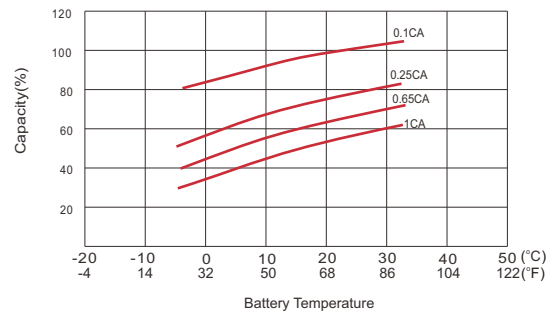
Constant Power Discharge (Watts/cell) at 25 °C (77°F)

F.V/Time	10min	15min	30min	1h	2h	3h	5h	8h	10h
1.85V/cell	158.8	146.0	122.4	90.5	57.6	44.0	31.7	22.4	19.1
1.80V/cell	192.0	174.0	136.3	98.8	62.1	47.0	33.2	23.4	19.9
1.75V/cell	223.2	192.0	145.3	104.6	65.0	49.2	34.4	24.0	20.3
1.70V/cell	246.0	206.8	154.1	110.0	67.0	50.8	35.2	24.4	20.5
1.65V/cell	259.2	215.2	159.6	113.0	68.9	52.4	35.9	24.7	20.8
1.60V/cell	266.0	219.6	163.9	115.8	70.9	53.3	36.6	25.1	21.1

Charge voltage vs ambient temperature curve



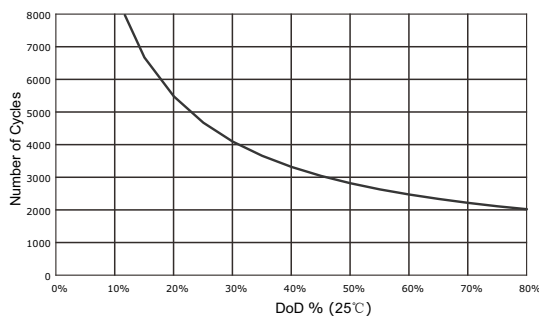
Temperature effects in relation to battery capacity



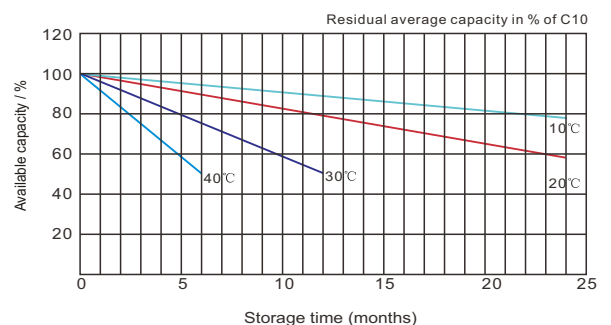
OPzV Tubular Gel Batteries

Canbat OPzV cells are a type of valve regulated sealed lead-acid (VRLA) batteries, designed in Canada with tubular gel technology. They are ideal for applications with discharge over a long period, such as renewable energy, telecom backup, oil and gas, energy storage, railway, emergency lighting and switchgear. Canbat OPzV tubular gel batteries offer high capacity reserve power and deep cycle performance. They also offer a long service life of over 20 years at 20°C (68°F) and a reliable maintenance-free and non-spillable construction. OPzV cells are developed with high capacities to give you more options to meet your energy needs. OPzV technology utilizes tubular positive plates and a fixed gel electrolyte, making them the best valve-regulated battery design available. The 2V series of Canbat OPzV batteries are built with monoblock cells (2V/cell), making it easy to group them and create various battery banks of 12V, 24V and 48V.

Cycle Life in Relation to DOD (C10)



General Relation of Capacity VS. Storage Time



To ensure safe and efficient operation always refer to the latest edition of our datasheets, as published on our website www.canbat.com. Canbat Technologies Inc. All rights reserved. All trademarks are the property of their respective owners. All data subject to change without notice. E&O.E