

# CZS600-2

2V 600AH

Tubular Flooded OPzS



## CZS600-2



## Physical Specification

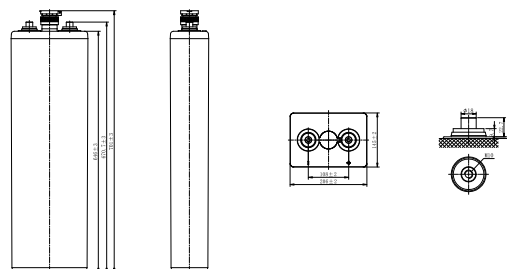
Part Number:	<b>CZS600-2</b>
Length:	<b>145 ± 2 mm (5.71 inches)</b>
Width:	<b>206 ± 2 mm (8.11 inches)</b>
Container Height:	<b>646 ± 2 mm (25.43inches)</b>
Total Height (With Terminal):	<b>701 ± 2 mm (27.60inches)</b>
Approx Weight (Without Electrolyte):	<b>33.4kg (73.6lbs)</b>
Approx Weight (With Electrolyte):	<b>45.4 kg (100.1lbs)</b>

## Specifications

<b>Voltage</b>	Rated Voltage: 2V	
	Floating Voltage: 2.23V~2.25V	Boost Charge Voltage: 2.30V~2.40V
<b>Terminal Type</b>	M10	
<b>Electrolyte Type</b>	Flooded	
<b>Container Material</b>	Standard Option	SAN transparent container
<b>Rated Capacity</b>	(10hr,60.0A,1.80V/cell)	600.0 Ah
	(5hr,106.6A,1.75V/cell)	533.0 Ah
	(3hr,154.2A,1.75V/cell)	462.6 Ah
	(1hr,342.6A,1.60V/cell)	342.6 Ah
<b>Max.Charging Current (25°C)</b>	0.1CA	
<b>Max Discharge Current</b>	4800A (5s)	
<b>Internal Resistance</b>	Approx 0.45mΩ	
<b>Discharge Characteristics</b>	Operating Temp. Range	Discharge: -15°C~55°C (5°F~131°F)
		Charge: -0°C~45°C (32°F~113°F)
		Storage: -15°C~45°C (5°F~113°F)
	Nominal Operating Temp. Range	25 ± 3°C (77 ± 5°F)
	Cycle Use	Initial Charging Current less than 0.1CA.Voltage
		2.35V~2.40V at 20°C(68°F)Temp. Coefficient -3mV/°C
	Standby Use	Initial Charging Current less than 0.1CA. Voltage
2.25V~2.30V at 20°C(68°F)Temp. Coefficient -2mV/°C		
Capacity affected by Temperature	40°C (104°F)	103%
	25°C (77°F)	100%
	0°C (32°F)	86%
<b>Design Floating Life at 25°C</b>	20 Years	
<b>Self Discharge</b>	Canbat Tubular Flooded OPzS Batteries may be stored for 6 months at 25°C (77°F) and then a refresh charge is required. For higher temperatures the time interval will be shorter. Self-discharge ≤ 3% per month.	

## Dimensions

### M10 Terminal



To ensure safe and efficient operation always refer to the latest edition of our datasheets, as published on our website [www.canbat.com](http://www.canbat.com). Canbat Technologies Inc. All rights reserved. All trademarks are the property of their respective owners. All data subject to change without notice. E&O.E

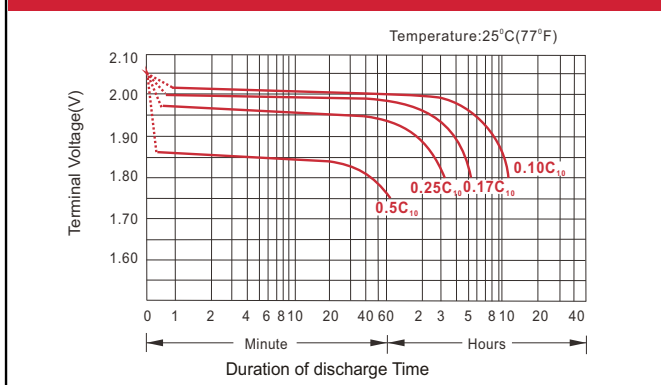
### Constant Current Discharge (Amperes) at 20 °C (68°F)

F.V/Time	30 min	45min	1h	1.5h	2h	3h	4h	5h	6h	8h	10h	20h
1.60V/cell	454.8	395.2	342.6	270.0	223.2	166.8	134.1	113.4	98.2	77.7	64.2	34.8
1.65V/cell	427.2	380.0	331.2	263.2	218.1	164.0	132.2	111.9	96.8	76.7	63.4	34.5
1.70V/cell	405.6	358.4	318.6	254.8	213.0	159.2	129.2	109.5	95.0	75.4	62.4	34.0
1.75V/cell	380.4	341.6	302.4	242.8	204.0	154.2	125.3	106.6	92.7	74.1	61.3	33.4
1.80V/cell	338.4	308.0	278.4	227.6	191.7	146.4	119.9	102.2	89.3	72.1	60.0	32.8
1.85V/cell	270.0	255.2	238.2	202.4	174.0	134.0	110.9	95.8	84.1	68.5	57.4	31.5

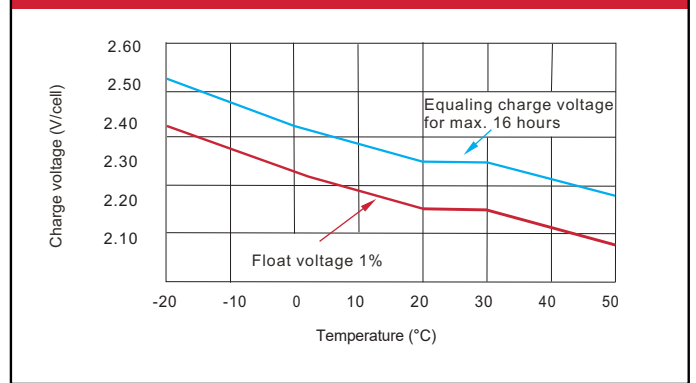
### Constant Power Discharge (Watts/cell) at 20 °C (68°F)

F.V/Time	30 min	45min	1h	1.5h	2h	3h	4h	5h	6h	8h	10h	20h
1.60V/cell	776.3	691.6	608.3	485.4	405.9	305.5	247.8	211.0	183.8	146.1	121.2	66.0
1.65V/cell	745.1	672.9	592.9	475.5	398.6	301.9	245.4	209.2	182.2	145.0	120.3	65.7
1.70V/cell	717.1	641.3	574.7	463.4	391.0	294.5	240.6	205.5	179.3	143.0	118.7	65.0
1.75V/cell	683.9	617.7	550.6	444.8	377.2	287.0	234.5	201.0	175.6	141.1	117.3	64.2
1.80V/cell	616.6	565.5	513.4	421.7	357.6	274.6	225.9	193.6	170.2	138.0	115.4	63.3
1.85V/cell	500.3	475.3	445.7	380.2	328.2	254.0	211.1	183.0	161.5	132.2	111.3	61.4

### Discharge Characteristics



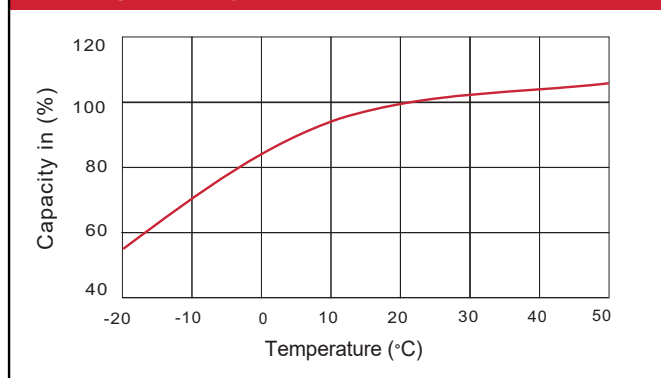
### Temperature effects in relation to battery capacity



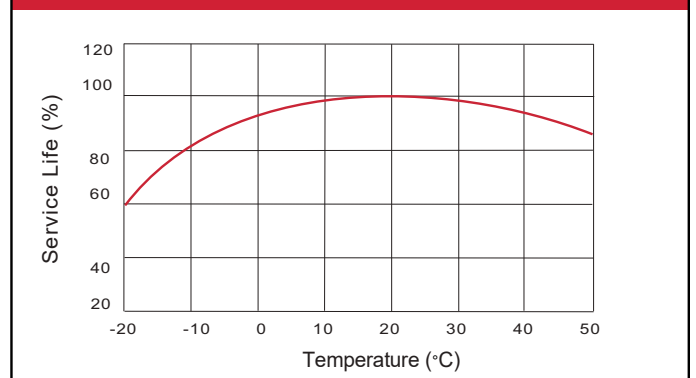
### OPzS Tubular Flooded Batteries

OPzS batteries are a type of sealed lead-acid cells, commonly referred to as SLA or VRLA. OPzS cells are designed with tubular flooded technology for cost-effective energy solutions with over 3500 cycles at a 50% DOD. Canbat developed its range of OPzS batteries with a robust construction for applications demanding regular deep discharges. The batteries are characterized by long service life, outstanding capacity performance and low maintenance requirements, with reduced topping up needs. They are excellent for installations in high temperature environments or in areas with an unstable power source. Proven high reliability energy storage for critical applications including industrial projects in telecommunications, computing, power generation and distribution, railway, airport and seaport signalling, emergency lighting, automation and measuring systems.

### Discharge capacity Vs Ambient temperature (10A)



### Relation between service life & ambient temperature



To ensure safe and efficient operation always refer to the latest edition of our datasheets, as published on our website [www.canbat.com](http://www.canbat.com). Canbat Technologies Inc. All rights reserved. All trademarks are the property of their respective owners. All data subject to change without notice. E&O.E