

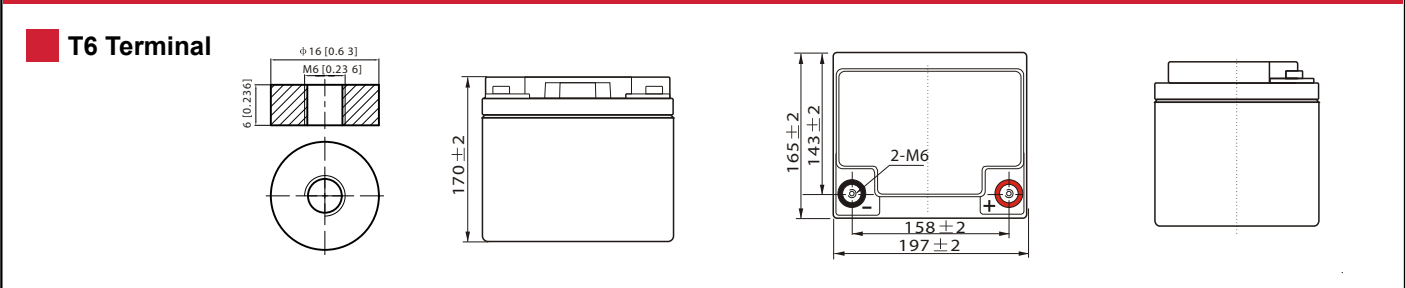
Physical Specification

Part Number:	CXL38-12
Length:	197 ± 3 mm (7.76 inches)
Width:	165 ± 3 mm (6.50 inches)
Container Height:	170 ± 3 mm (6.69 inches)
Total Height (with terminal):	170 ± 3 mm (6.69 inches)
Approx Weight:	Approx 13.2 Kg (29.1 lbs)

Specifications

	Nominal Voltage	12V	
	Nominal Capacity (10HR)	28AH	
Terminal Type	Standard Terminal	T6	
	Optional Terminal	T10 / T12	
Container Material	Standard Option	ABS	
	Flame Retardant Option (FR)	ABS (UL94:VO)	
Rated Capacity	40.6 AH/2.03A	(20hr, 1.80V/cell, 25°C / 77°F)	
	38.0 AH/3.80A	(10hr, 1.80V/cell, 25°C / 77°F)	
	33.1 AH/6.61A	(5hr, 1.75V/cell, 25°C / 77°F)	
	29.6 AH/9.88A	(3hr, 1.75V/cell, 25°C / 77°F)	
	23.56 AH/23.56A	(1hr, 1.60V/cell, 25°C / 77°F)	
Max Discharge Current	456A (5s)		
Internal Resistance	Approx 7.5mΩ		
Discharge Characteristics	Operating Temp. Range	Discharge: -15 ~ 50°C (5 ~ 122°F)	
		Charge: 0 ~ 40°C (32 ~ 104°F)	
		Storage: -15 ~ 40°C (5 ~ 104°F)	
	Nominal Operating Temp. Range	25 ± 3°C (77 ± 5°F)	
	Cycle Use	Initial Charging Current less than 11.4A. Voltage 14.4V ~ 15.0V at 25°C (77°F) Temp. Coefficient -30mV/°C	
	Standby Use	No limit on Initial Charging Current Voltage 13.5V ~ 13.8V at 25°C (77°F) Temp. Coefficient -20mV/°C	
	Capacity affected by Temperature	40°C (104°F)	103%
25°C (77°F)		100%	
0°C (32°F)		86%	
Design Floating Life at 20°C	15 Years		
Self Discharge	Canbat batteries may be stored for up to 6 months at 25°C (77°F) and then a refresh charge is required. For higher temperatures the time interval will be shorter.		

Dimensions



ALL DATA IS SUBJECT TO CHANGE WITHOUT NOTICE

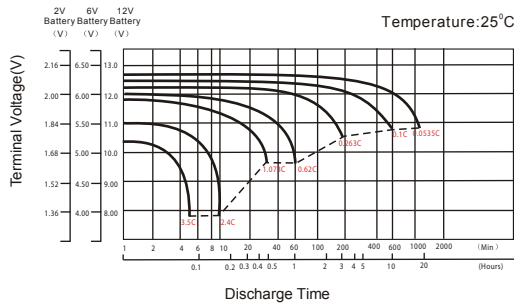
Constant Current Discharge (Amperes) at 25 °C (77°F)

F.V/Time	10min	15min	20min	30min	45min	1h	2h	3h	4h	5h	6h	8h	10h	20h
1.85V/cell	44.5	37.4	33.2	27.5	21.2	18.2	11.8	8.84	7.24	6.09	5.34	4.28	3.68	1.96
1.80V/cell	50.9	42.0	36.7	29.9	22.9	19.2	12.6	9.50	7.70	6.46	5.66	4.51	3.80	2.03
1.75V/cell	57.8	47.3	40.5	32.5	25.0	20.9	13.1	9.88	7.97	6.61	5.83	4.66	3.90	2.08
1.70V/cell	65.3	52.5	44.7	35.5	26.9	22.1	13.9	10.4	8.32	6.99	6.11	4.85	4.05	2.14
1.65V/cell	70.1	56.2	47.6	37.4	28.5	22.9	14.4	10.8	8.65	7.21	6.33	5.02	4.17	2.20
1.60V/cell	77.1	61.6	51.7	39.9	29.6	23.6	14.7	11.1	8.84	7.39	6.46	5.11	4.25	2.24

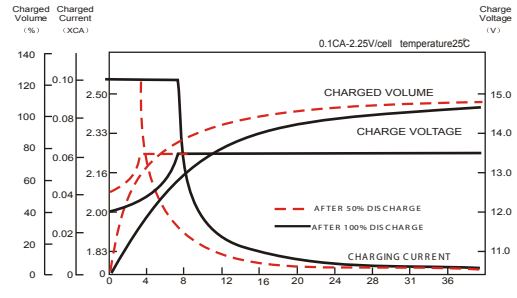
Constant Power Discharge (Watts) at 25 °C (77°F)

F.V/Time	10min	15min	20min	30min	45min	1h	2h	3h	4h	5h	6h	8h	10h	20h
1.85V/cell	83.0	70.5	63.2	53.0	41.2	35.4	23.1	17.4	14.3	12.1	10.6	8.54	7.36	3.93
1.80V/cell	93.9	78.1	68.9	56.7	44.1	37.2	24.6	18.6	15.1	12.7	11.2	8.96	7.58	4.06
1.75V/cell	104.9	87.0	75.4	61.1	47.7	40.3	25.5	19.3	15.6	13.0	11.5	9.24	7.78	4.16
1.70V/cell	115.9	95.2	82.6	66.3	51.2	42.5	26.8	20.2	16.3	13.7	12.0	9.62	8.07	4.26
1.65V/cell	123.3	101.1	87.2	69.4	53.7	43.7	27.7	21.0	16.8	14.1	12.4	9.92	8.29	4.39
1.60V/cell	132.6	109.0	93.7	73.6	55.5	44.8	28.2	21.4	17.2	14.4	12.6	10.1	8.45	4.45

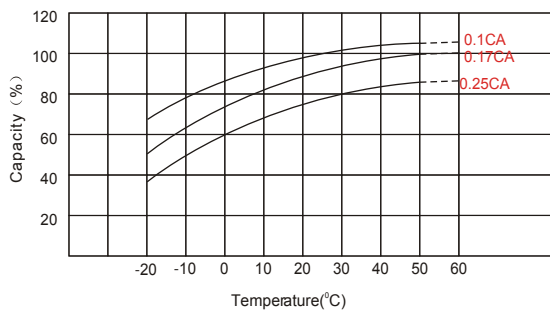
Discharge Characteristics



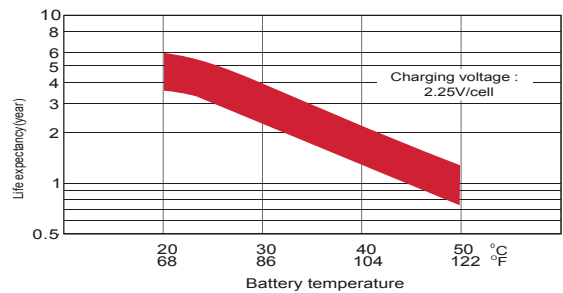
Float Charging Characteristics



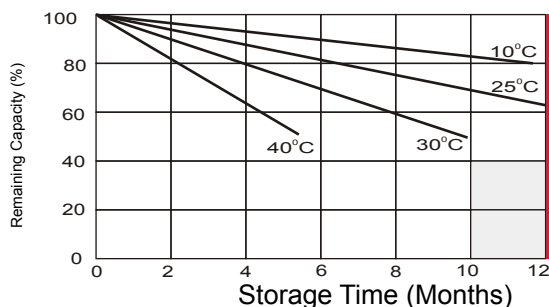
Temperature Effects in Relation to Battery Capacity



Effect of Temperature on Long Term Float Life



Self Discharge Characteristics



A

No supplementary required
(Carryout supplementary charge before use if 100% capacity is required.)

B

Supplementary charge required before use. Optional charging way as below:
 1. Charged for above 3 days at limited current 0.25CA and constant voltage 2.25V/cell.
 2. Charged for above 20 hours at limited current 0.25CA and constant voltage 2.25V/cell.
 3. Charged for 8 ~ 10 hours at limited current 0.05 CA.

C

Supplementary charge may often fail to recover the capacity.
The battery should never be left standing till this is reached.

ALL DATA IS SUBJECT TO CHANGE WITHOUT NOTICE