



CANBAT

Model: CLI150-24 | Voltage: 25.6V | Capacity: 150Ah | Energy: 3840Wh | Group: 8D

ELECTRICAL SPECIFICATIONS

Nominal Voltage	25.6 V
Nominal Capacity	150 Ah
Capacity @ 25A	360 min
Resistance	$\leq 50 \text{ m}\Omega$ @ 50% SOC
Efficiency	99%
Self Discharge	<3% per Month
Maximum Modules in Parallel Only	4

DISCHARGE SPECIFICATIONS

Maximum Continuous Discharge Current	150 A
Peak Discharge Current	350 A For 3 S
Recommended Low Voltage Disconnect	$22 \text{ V} \pm 0.02 \text{ V}$
BMS Discharge Voltage Cut-Off	$20 \text{ V} \pm 0.2 \text{ V}$
Reconnect Voltage	$20 \text{ V} \pm 0.02 \text{ V}$
Short Circuit Protection	200-600 μs

TEMPERATURE SPECIFICATIONS

Discharge Temperature	-20 to 60 °C (-4 to 140 °F)
Charge Temperature*	0 to 45 °C (32 to 113 °F)
Recommended Storage Temperature	-5 to 35 °C (23 to 95 °F)
BMS High Temperature Cut-Off	65 °C (149 °F)
Reconnect Temperature	50 °C (122 °F)

*32°F = 0°C

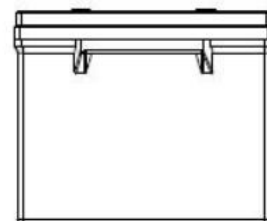
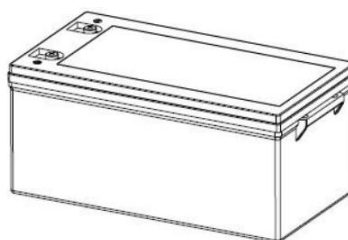
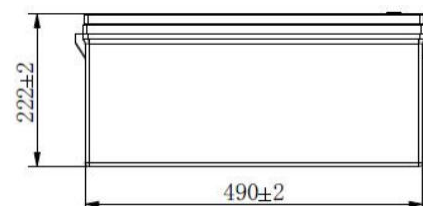
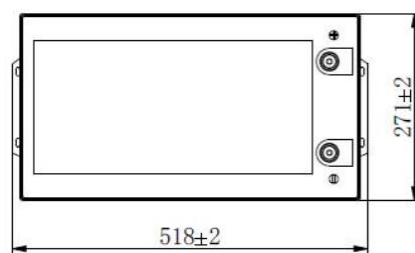
MECHANICAL SPECIFICATIONS

Dimensions (L x W x H)	20.39 x 10.67 x 8.74" 518 x 271 x 222 mm
Weight	80 lbs (36.29 kg)
Terminal / Thread Pitch	M8 / 1.25
Bolt Length / Thread Depth	14mm / 12mm
Case Material / Torque	ABS / 80-100 in-lbs (9-11 N-m)
IP Rating	IP55
Cell Type - Chemistry	Prismatic - LiFePO4

CHARGING CHARACTERISTICS

Recommended Charge Current	$\leq 75 \text{ A}$
Maximum Charge Current	150 Ah
Floating Charge Voltage	$27.6 \pm 0.2 \text{ V}$
Maximum Charge Voltage	$29.0 \pm 0.2 \text{ V}$
Recommended Charge Voltage (Single Unit)	28 V - 29.2 V
BMS Charge Voltage Cut-Off	29.3 V
Reconnect Voltage	28.5 V
Balancing Voltage	$27.2 \text{ V} \pm 0.2 \text{ V}$

DIMENSIONAL SPECIFICATIONS



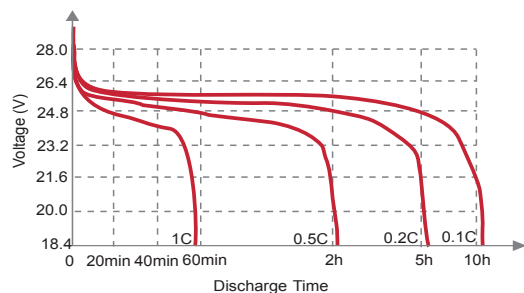
To ensure safe and efficient operation always refer to the latest edition of our datasheets, as published on our website www.canbat.com. Canbat Technologies Inc. All rights reserved. All trademarks are the property of their respective owners. All data subject to change without notice. E&O.E



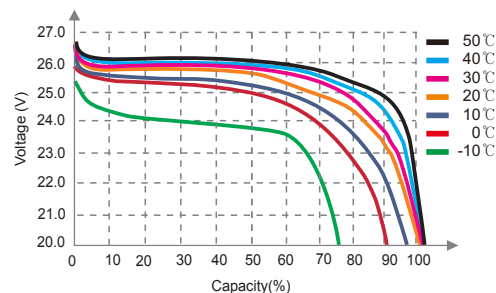
CANBAT

Model: CLI150-24 | Voltage: 25.6V | Capacity: 150Ah | Energy: 3840Wh | Group: 8D

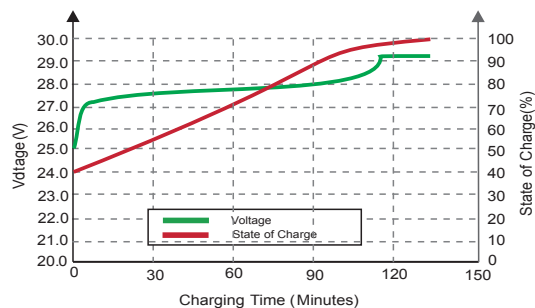
DIFFERENT RATE DISCHARGE CURVE (25°C)



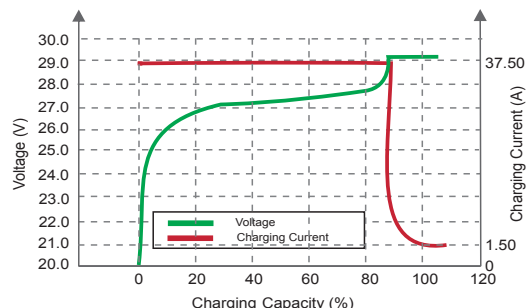
DIFFERENT TEMPERATURE DISCHARGE CURVE (0.5C)



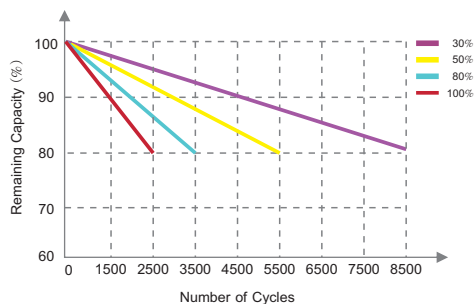
STATE OF CHARGE CURVE (0.5C, 25°C)



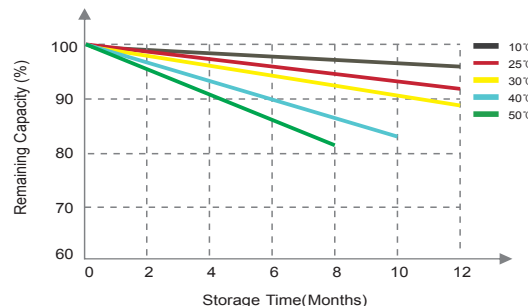
CHARGING CHARACTERISTICS (0.5C, 25°C)



DIFFERENT DOD DISCHARGE CYCLE LIFE CURVE



DIFFERENT TEMPERATURE SELF DISCHARGE CURVE



FEATURE LIFEPO4 BATTERY



MORE CAPACITY :

Lithium iron provides up to 100% of usable energy, which means you can discharge the battery entirely.



MINIMAL SELF-DISCHARGE :

Less than 3% self-discharge per month, which provides you more power when you need it.



EASY INSTALLATION :

Canbat lithium iron batteries are designed to be drop-in replacements for sealed lead-acid batteries.



LIGHTWEIGHT :

Lithium iron batteries are 60% lighter than lead-acid batteries, allowing for simple installation and transportation.



INCREASED FLEXIBILITY :

Install up to 4 lithium LiFePO4 batteries in series to increase overall voltage or up to 4 in parallel to increase amperage.



HIGH DISCHARGE RATE :

Ability to deeply discharge the battery at a high rate of discharge while maintaining high energy capacity.



INTELLIGENT BMS :

The battery management system monitors and adapts to battery conditions to maximize performance and safety.



FASTER CHARGING :

Charges much faster than conventional sealed lead-acid batteries, giving you access to reliable power quicker.



LONG CYCLE LIFE :

More than 2,500 cycles at a depth of discharge of 100% and a warranty of 10 years on all lithium batteries.