

CHR35-12

12 35AH

High Rated



CHR35-12



Physical Specification

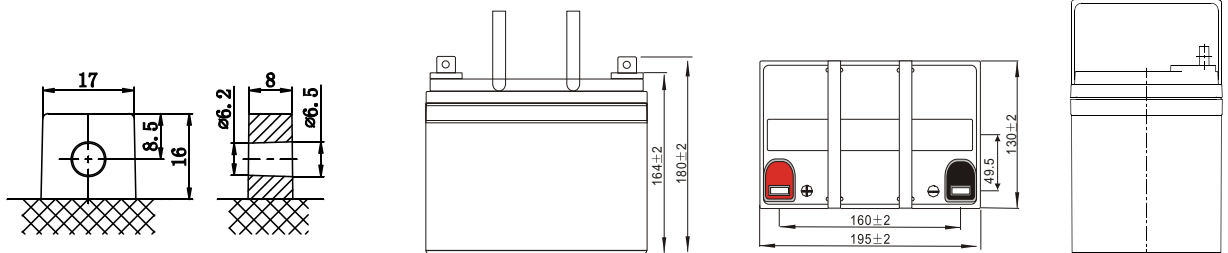
Part Number	CHR35-12
Length	195 ± 2 mm
Width	130 ± 2 mm
Container Height	164 ± 2 mm
Total Height (with terminal)	180 ± 2 mm
Approx Weight	10.5 kg

Specifications

	Nominal Voltage	12V
	Nominal Capacity	34.2AH
Terminal Type	Standard Terminal	T10
Container Material	Standard Option	ABS
Rated Capacity	10hr, 1.80V/cell, 25°C	34.2 AH/3.42A
	8hr, 25°C	33.3 AH/4.16A
	5hr, 1.75V/cell, 25°C	30.3 AH/6.06A
	3hr, 1.75V/cell, 25°C	26.6 AH/8.85A
	1hr, 1.60V/cell, 25°C	22.9 AH/22.9A
Max Discharge Current	525A (5s)	
Internal Resistance	Approx 12m Ω	
Discharge Characteristics	Operating Temp. Range	Discharge: -15°C~50°C
		Charge: 0°C~40°C
		Storage: -15°C~40°C
	Nominal Operating Temp. Range	25±3°C
	Cycle Use	Initial Charging Current less than 10.5A. Voltage 14.4V ~ 15V at 25°C Temp. Coefficient -30mV/°C
	Standby Use	No limit on Initial Charging Current Voltage 13.5V ~ 13.8V at 25°C Temp. Coefficient -20mV/°C
	Capacity affect by Temperature	40°C 103%
		25°C 100%
		0°C 86%
Design Floating Life at 20°C	12+ Years	
Self Discharge	Canbat batteries may be stored for up to 6 months at 25°C(77°F) and then a refresh charge is required. For higher temperatures the time interval will be shorter.	

Dimensions

T10 Terminal



ALL DATA IS SUBJECT TO CHANGE WITHOUT NOTICE

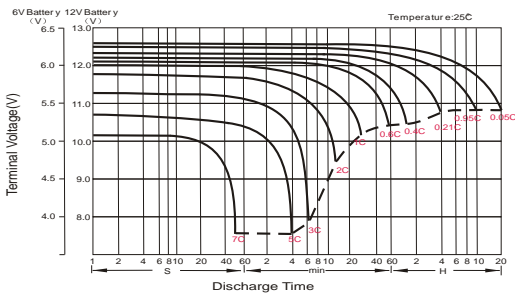
Constant Current Discharge (Amperes) at 25°C

F.V/Time	5min	10min	15min	20min	30min	45min	1h	2h	3h	4h	5h	6h	8h	10h	20h
1.85V/cell	695	555	489	417	315	234	188	11.1	8.31	6.77	5.74	5.03	4.07	3.35	1.72
1.80V/cell	799	623	529	447	332	246	198	115	8.61	6.97	5.93	5.18	4.16	3.42	1.76
1.75V/cell	891	683	567	476	348	257	205	119	8.85	7.16	6.06	5.28	4.22	3.46	1.78
1.70V/cell	1003	733	607	500	366	267	213	123	9.14	7.34	6.19	5.38	4.27	3.50	1.80
1.67V/cell	1095	789	637	525	382	278	221	127	9.39	7.53	6.33	5.48	4.35	3.56	1.81
1.60V/cell	1183	837	671	546	396	288	229	132	9.60	7.69	6.45	5.58	4.41	3.61	1.83

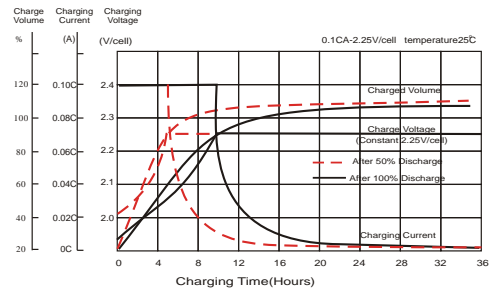
Constant Power Discharge (Watts) at 25°C

F.V/Time	5min	10min	15min	20min	30min	45min	1h	2h	3h	4h	5h	6h	8h	10h	20h
1.85V/cell	1318	1064	945	812	618	461	373	222	166	136	115	10.1	8.23	6.79	3.49
1.80V/cell	1501	1185	1016	865	648	484	390	228	17.1	139	119	10.4	8.38	6.90	3.55
1.75V/cell	1659	1290	1083	917	677	502	405	235	17.6	143	121	10.6	8.47	6.96	3.58
1.70V/cell	1851	1373	1152	960	708	521	419	243	18.1	146	123	10.7	8.54	7.01	3.61
1.67V/cell	2003	1467	1201	1003	736	541	433	25.1	18.5	149	126	10.9	8.68	7.12	3.63
1.60V/cell	2142	1544	1258	1038	760	558	446	25.8	18.9	152	128	11.1	8.78	7.20	3.65

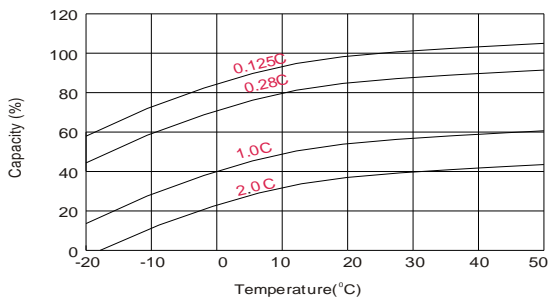
Discharge Characteristics



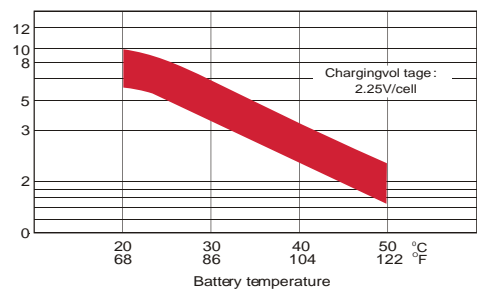
Float Charging Characteristics



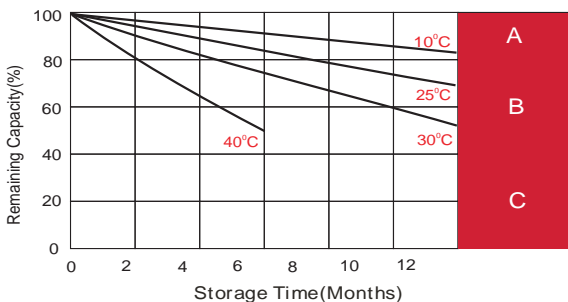
Temperature Effects in Relation to Battery Capacity



Effect of Temperature on Long Term Float Life



Self Discharge Characteristics



- A** No supplementary required
(Carryout supplementary charge before use if 100% capacity is required.)
- B** Supplementary charge required before use. Optional charging way as below:
 1. Charged for above 3 days at limited current 0.25CA and constant voltage 2.25V/cell.
 2. Charged for above 20 hours at limited current 0.25CA and constant voltage 2.45V/cell.
 3. Charged for 8 ~ 10 hours at limited current 0.05 CA.
- C** Supplementary charge may often fail to recover the capacity.
The battery should never be left standing till this is reached.

ALL DATA IS SUBJECT TO CHANGE WITHOUT NOTICE