

CDC200-12

12V 200AH

Deep Cycle Battery



CDC200-12



Physical Specification

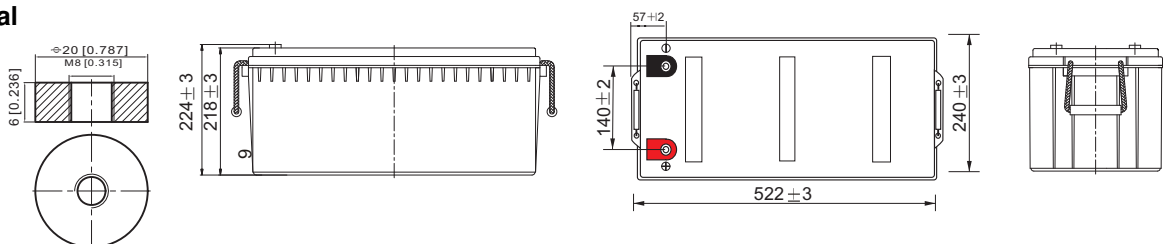
Part Number:	CDC200-12
Length:	522 ± 2 mm (20.55 inches)
Width:	240 ± 2 mm (9.45 inches)
Container Height:	218 ± 2 mm (8.58 inches)
Total Height (with terminal):	224 ± 2 mm (8.81 inches)
Approx Weight:	Approx 62.2 Kg (137.1 lbs)

Specifications

	Nominal Voltage	12V
	Nominal Capacity (10HR)	200AH
Terminal Option	T11	
Container Material	Standard Option	ABS
	Flame Retardant Option (FR)	ABS (UL94:VO)
Rated Capacity	(20hr , 1.80V/cell, 25°C/77°F)	214.4 AH/10.7A
	(10hr, 1.80V/cell, 25°C/77°F)	200.0 AH/20.0A
	(5hr, 1.75V/cell, 25°C/77°F)	175.4 AH/35.1A
	(3hr, 1.75V/cell, 25°C/77°F)	159.0 AH/53.0A
	(1hr, 1.60V/cell, 25°C/77°F)	129.2 AH/129.2A
Max Discharge Current (5s)	2000 A	
Internal Resistance	Approx. 2.7mΩ	
Discharge Characteristics	Operating Temp. Range	Discharge: -15°C~50°C (5°F~122°F)
		Charge: 0°C~40°C (32°F~104°F)
		Storage: -15°C~40°C (5°F~104°F)
	Nominal Operating Temp. Range	25 ± 3°C (77 ± 5°F)
	Cycle Use	Initial Charging Current less than 60.0A. Voltage 14.4V~15V at 25°C (77°F) Temp. Coefficient -30mV/°C
	Self Discharge	No limit on Initial Charging Current Voltage 13.5V~13.8V at 25°C (77°F) Temp. Coefficient -20mV/°C
	Capacity affected by Temperature	40°C (104°F)
25°C (77°F)		100%
0°C (32°F)		86%
Design Floating Life at 20°C	20+ Years	
Self Discharge	Canbat deep cycle batteries may be stored for up to 6 months at 25°C (77°F) and then a refresh charge is required. For higher temperatures the time interval will be shorter. Self-discharge is less than 2%	

Dimensions

T11 Terminal



To ensure safe and efficient operation always refer to the latest edition of our datasheets, as published on our website www.canbat.com. Canbat Technologies Inc. All rights reserved. All trademarks are the property of their respective owners. All data subject to change without notice. E&O.E

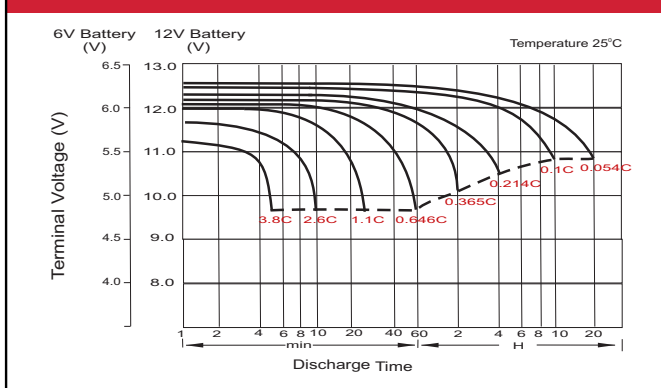
Constant Current Discharge (Amperes) at 25 °C (77°F)

F.V/Time	10min	15min	20min	30min	45min	1h	2h	3h	4h	5h	6h	8h	10h	20h
1.85V/cell	292.8	246.4	215.3	154.9	123.0	99.9	62.0	48.4	39.2	31.8	27.8	22.7	18.9	10.62
1.80V/cell	374.2	297.7	254.5	182.8	143.1	111.9	67.7	52.0	41.8	34.2	29.8	24.0	20.0	10.72
1.75V/cell	411.1	325.2	273.8	189.8	148.5	117.0	70.2	53.0	42.8	35.1	30.6	24.5	20.2	10.82
1.70V/cell	448.1	347.2	287.7	197.5	154.4	120.7	73.0	54.5	43.9	36.0	31.2	24.8	20.4	11.02
1.65V/cell	483.6	369.2	305.7	208.4	158.3	124.8	75.0	56.8	45.4	37.0	31.9	25.2	20.8	11.16
1.60V/cell	\	394.8	325.6	220.0	165.0	129.2	77.6	58.5	46.8	38.2	32.6	25.4	21.0	11.22

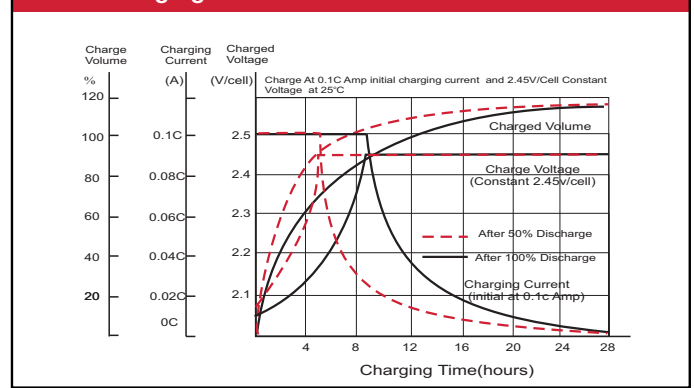
Constant Power Discharge (Watts/cell) at 25 °C (77°F)

F.V/Time	10min	15min	20min	30min	45min	1h	2h	3h	4h	5h	6h	8h	10h	20h
1.85V/cell	546.3	464.5	410.3	297.7	238.1	193.8	120.9	94.5	76.7	62.5	54.9	44.8	37.4	21.3
1.80V/cell	688.8	552.9	477.6	347.1	274.6	215.8	131.1	101.2	81.5	66.9	58.6	47.5	39.6	21.4
1.75V/cell	747.5	598.1	509.6	358.5	283.6	224.9	135.6	102.8	83.2	68.6	60.1	48.3	40.0	21.6
1.70V/cell	803.4	633.9	532.5	371.7	294.1	231.5	140.7	105.4	85.2	70.1	61.3	48.9	40.3	22.0
1.65V/cell	860.8	669.7	563.0	390.3	300.3	238.5	144.2	109.6	87.9	72.0	62.6	49.6	41.1	22.2
1.60V/cell	\	707.6	593.6	408.1	310.2	244.9	148.1	112.4	90.3	74.0	63.8	50.0	41.5	22.3

Discharge Characteristics



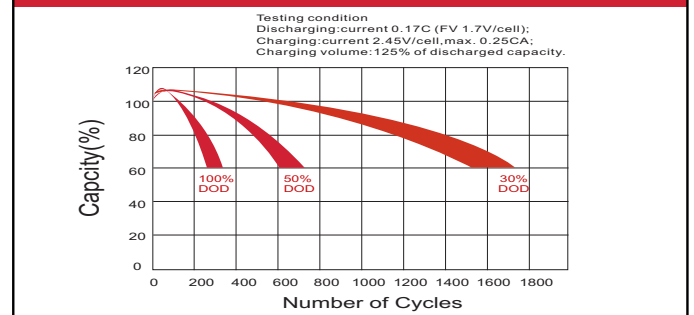
Float Charging Characteristics



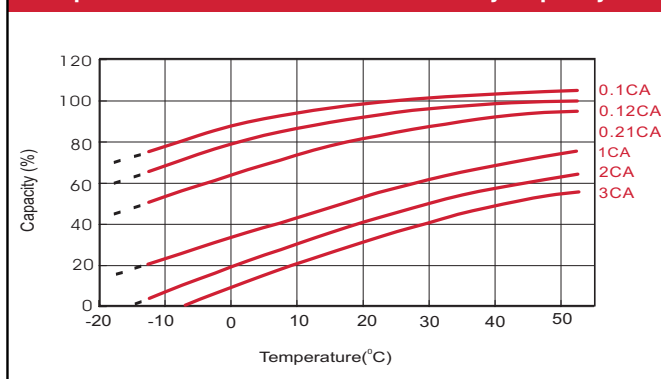
Deep Cycle Batteries

Sealed lead acid batteries are engineered to provide reliable power in a compact design. They are spill-proof and require zero maintenance, as adding water is never necessary. The acid in the battery is suspended in a glass mat separator, which makes the cells leak-proof during normal battery operation. Our batteries are proudly designed in Canada with quality and performance in mind, offering one of the highest cycle life among other sealed lead acid battery brands. Canbat AGM batteries are manufactured with pure lead to ensure a low self-discharge rate of less than 2%, meaning stored batteries are only required a recharge once every six months. The series also features an outer container made from ABS material.

Cycle Life Relation to Depth of Discharge



Temperature Effects in Relation to Battery Capacity



Capacity Based on Storage Time

