



CBL33 -12

Awaiting Image

Physical Specification

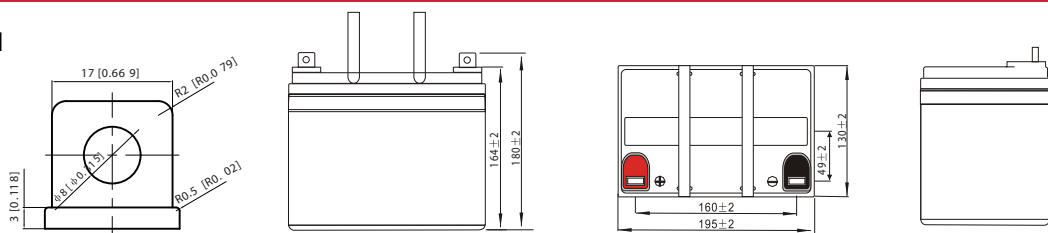
Part Number:	CBL33-12
Length:	195 ± 2 mm (7.68 inches)
Width:	130 ± 2 mm (5.12 inches)
Container Height:	164 ± 2 mm (6.46 inches)
Total Height (with terminal):	180 ± 2 mm (7.01 inches)
Approx Weight:	Approx 10.5kg

Specifications

	Nominal Voltage	12V
	Nominal Capacity (20HR)	33AH
Terminal Type	Standard Terminal	T5
	Optional Terminal	T3 / T2 / T6 / T12
Container Material	Standard Option	ABS
	Flame Retardant Option (FR)	ABS (UL94:VO)
Rated Capacity	33.0 AH/1.65A	(20hr, 1.80V/cell, 25°C / 77°F)
	30.7 AH/3.07A	(10hr, 1.80V/cell, 25°C / 77°F)
	28.1 AH/5.61A	(5hr, 1.75V/cell, 25°C / 77°F)
	25.9 AH/8.65A	(3hr, 1.75V/cell, 25°C / 77°F)
	20.7 AH/20.7A	(1hr, 1.60V/cell, 25°C / 77°F)
Max Discharge Current	495A (5s)	
Internal Resistance	Approx 12mΩ	
Discharge Characteristics	Operating Temp. Range	Discharge: -15 ~ 50°C (5 ~ 122°F)
		Charge: 0 ~ 40°C (5 ~ 104°F)
		Storage: -15 ~ 40°C (5 ~ 104°F)
	Nominal Operating Temp. Range	25 ± 3°C (77 ± 5°F)
	Cycle Use	Initial Charging Current less than 9.9A. Voltage 14.4V ~ 15.0V at 25°C (77°F) Temp. Coefficient -30mV/°C
	Standby Use	No limit on Initial Charging Current Voltage 13.5V ~ 13.8V at 25°C (77°F) Temp. Coefficient -20mV/°C
	Capacity affected by Temperature	40°C (104°F)
25°C (77°F)		100%
0°C (32°F)		86%
Design Floating Life at 20°C	10 Years	
Self Discharge	Canbat batteries may be stored for up to 6 months at 25°C(77°F) and then a refresh charge is required. For higher temperatures the time interval will be shorter.	

Dimensions

T5 Terminal



ALL DATA IS SUBJECT TO CHANGE WITHOUT NOTICE

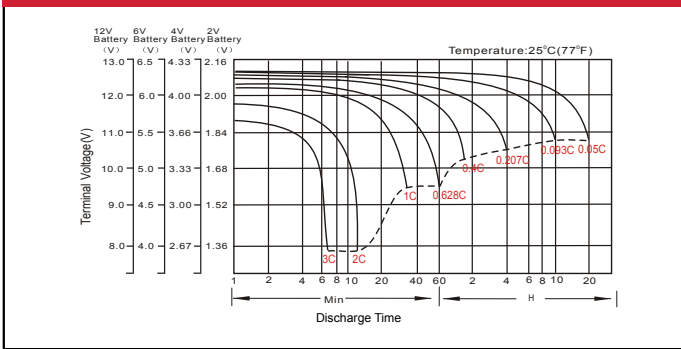
Constant Current Discharge (Amperes) at 25 °C (77°F)

F.V/Time	5min	10min	15min	20min	30min	45min	1h	2h	3h	4h	5h	6h	8h	10h	20h
1.85V/cell	62.8	48.3	40.0	34.6	26.7	19.69	16.6	9.81	7.68	6.24	5.09	4.42	3.56	2.98	1.63
1.80V/cell	84.4	61.7	48.3	40.9	31.5	22.9	18.6	10.7	8.26	6.67	5.46	4.74	3.78	3.07	1.65
1.75V/cell	95.1	67.8	52.8	44.0	32.7	23.8	19.4	11.1	8.42	6.81	5.61	4.87	3.84	3.15	1.67
1.70V/cell	104.7	73.9	56.3	46.2	34.1	24.7	20.1	11.4	8.65	7.00	5.75	4.97	3.90	3.21	1.70
1.65V/cell	115.5	79.7	59.9	49.1	35.9	25.3	20.5	11.6	9.02	7.24	5.91	5.08	3.96	3.28	1.72
1.60V/cell	127.4	86.5	64.1	52.3	38.0	26.4	20.7	12.0	9.29	7.46	6.11	5.19	4.00	3.32	1.73

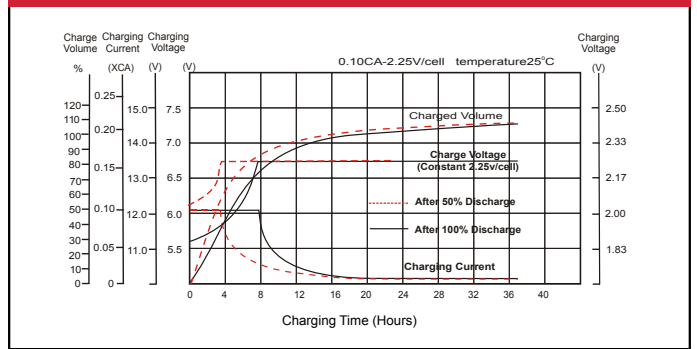
Constant Power Discharge (Watts) at 25 °C (77°F)

F.V/Time	5min	10min	15min	20min	30min	45min	1h	2h	3h	4h	5h	6h	8h	10h	20h
1.85V/cell	114.9	89.1	74.6	65.2	50.9	37.8	32.0	19.1	15.0	12.2	10.0	8.69	7.03	5.89	3.24
1.80V/cell	152.6	112.6	88.9	75.9	59.2	43.7	35.7	20.7	16.0	13.0	10.7	9.28	7.44	6.06	3.26
1.75V/cell	168.4	121.7	95.9	80.9	60.9	44.9	37.1	21.3	16.2	13.2	10.9	9.50	7.55	6.22	3.29
1.70V/cell	180.3	129.6	101.0	84.3	63.1	46.5	38.2	21.8	16.7	13.5	11.2	9.69	7.65	6.34	3.35
1.65V/cell	196.0	138.6	106.6	88.9	66.0	47.2	38.8	22.0	17.3	13.9	11.4	9.87	7.75	6.46	3.39
1.60V/cell	211.2	147.1	112.1	93.7	69.2	49.0	39.0	22.9	17.7	14.3	11.8	10.0	7.81	6.52	3.40

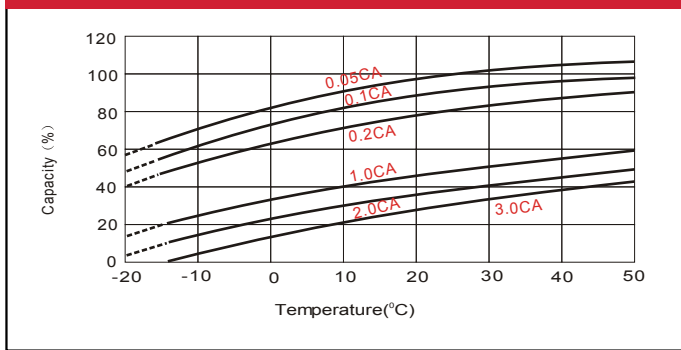
Discharge Characteristics



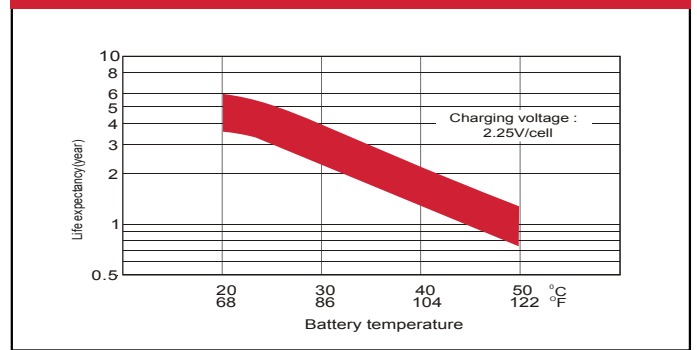
Float Charging Characteristics



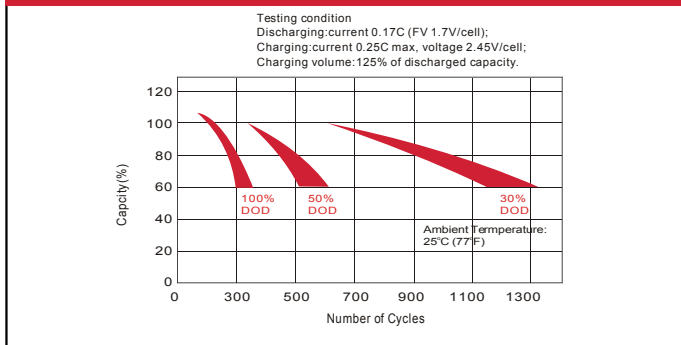
Temperature Effects in Relation to Battery Capacity



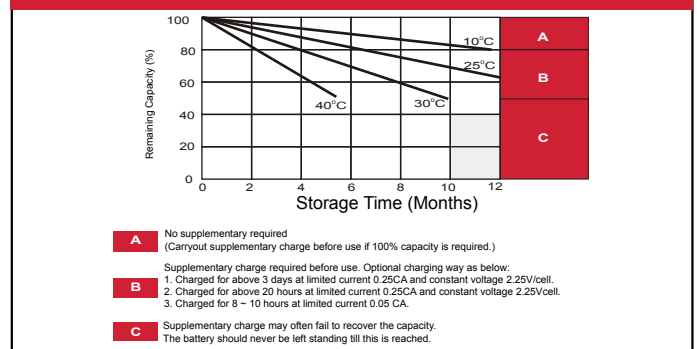
Effect of Temperature on Long Term Float Life



Cycle Life in Relation to Depth of Discharge



Self Discharge Characteristics



ALL DATA IS SUBJECT TO CHANGE WITHOUT NOTICE