

# CBL 200-12

12V 200AH

General Purpose



## CBL200-12



## Physical Specification

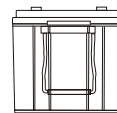
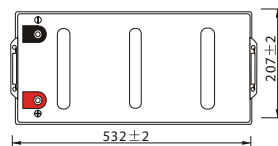
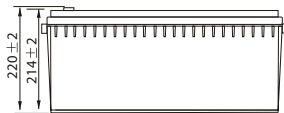
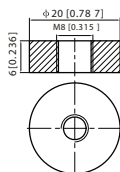
Part Number:	<b>CBL200-12</b>
Length:	<b>522 ± 2 mm (20.55 inches)</b>
Width:	<b>240 ± 2 mm (9.45 inches)</b>
Container Height:	<b>218 ± 2 mm (8.85 inches)</b>
Total Height (with terminal):	<b>224 ± 2 mm (8.81 inches)</b>
Approx Weight:	<b>Approx 61.2kg (134.92lbs)</b>

## Specifications

	Normal Voltage	12V
	Normal Capacity (20HR)	200AH
Terminal Type	Standard Terminal	T11
	Optional Terminal	-
Container Material	Standard Option	ABS
	Flame Retardant Option (FR)	UL94:VO
Rated Capacity	208.0 AH/10.4A	(20hr, 1.80V/cell, 25°C / 77°F)
	200.0 AH/20.0A	(10hr, 1.80V/cell, 25°C / 77°F)
	172.5 AH/34.5A	(5hr, 1.75V/cell, 25°C / 77°F)
	156.0 AH/52.0A	(3hr, 1.75V/cell, 25°C / 77°F)
	122.0 AH/122.0A	(1hr, 1.60V/cell, 25°C / 77°F)
Max Discharge Current	2000A (5s)	
Internal Resistance	Approx 2.7mΩ	
Discharge Characteristics	Operating Temp. Range	Discharge: -15 ~ 50°C (5 ~ 122°F)
		Charge: 0 ~ 40°C (5 ~ 104°F)
		Storage: -15 ~ 40°C (5 ~ 104°F)
	Nominal Operating Temp. Range	25 ± 3°C (77 ± 5°F)
	Cycle Use	Initial Charging Current less than 60.0A. Voltage 14.4V ~ 15.0V at 25°C (77°F) Temp. Coefficient -30mV/°C
	Standby Use	No limit on Initial Charging Current Voltage 13.5V ~ 13.8V at 25°C (77°F) Temp. Coefficient -20mV/°C
Capacity affected by Temperature	40°C (104°F) 103%	
	25°C (77°F) 100%	
	0°C (32°F) 86%	
Design Floating Life at 20°C	10 Years	
Self Discharge	Canbat batteries may be stored for up to 6 months at 25°C(77°F) and then a refresh charge is required. For higher temperatures the time interval will be shorter.	

## Dimensions

### T11 Terminal



ALL DATA IS SUBJECT TO CHANGE WITHOUT NOTICE

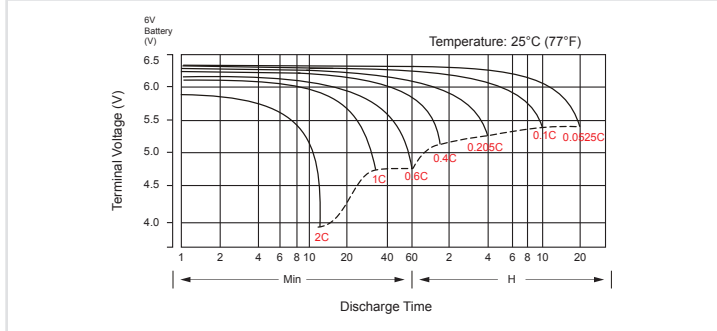
### Constant Current Discharge (Amperes) at 25°C (77°F)

F.V/Time	5 min	10 min	15 min	20 min	30 min	45 min	1h	2h	3h	4h	5h	6h	8h	10h	20h
1.85V/cell	342.3	278.4	240.0	204.6	154.8	115.1	94.3	60.1	46.2	37.6	31.3	27.2	22.1	18.9	10.3
1.80V/cell	459.5	343.9	282.4	235.8	133.9	133.9	105.6	65.5	50.6	40.6	33.6	29.2	23.4	20.0	10.4
1.75V/cell	\	377.8	302.0	250.2	139.0	139.0	110.5	68.0	52.0	41.7	34.5	30.0	23.8	20.2	10.5
1.70V/cell	\	411.8	322.5	264.0	144.5	144.5	114.0	70.7	53.5	42.7	35.3	30.6	24.2	20.4	10.7
1.65V/cell	\	444.4	342.9	281.4	148.1	148.1	117.8	72.7	55.8	44.2	36.3	31.3	24.7	20.8	10.8
1.60V/cell	\	476.4	366.7	297.6	154.4	154.4	122.0	75.1	57.5	45.5	37.3	32.0	25.1	21.0	10.9

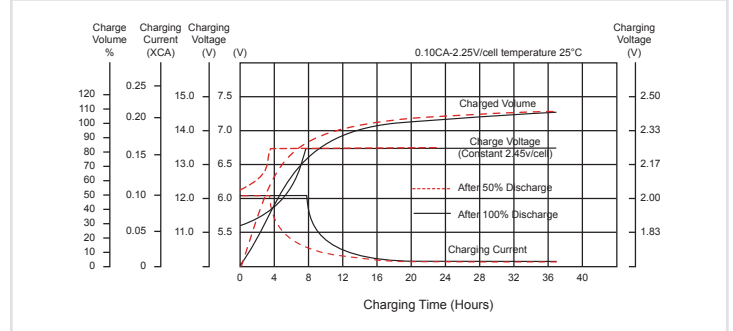
### Constant Power Discharge (Watts) at 25°C (77°F)

F.V/Time	5 min	10 min	15 min	20 min	30 min	45 min	1h	2h	3h	4h	5h	6h	8h	10h	20h
1.85V/cell	625.9	514.3	447.8	385.7	295.0	221.3	181.9	116.6	90.1	73.4	61.3	53.5	43.6	37.4	20.4
1.80V/cell	831.2	627.7	519.9	438.0	336.9	255.4	202.6	126.4	98.1	78.9	65.5	57.2	46.1	39.5	20.6
1.75V/cell	\	678.7	549.2	460.2	352.2	262.5	211.0	130.6	100.5	80.7	67.2	58.6	46.8	39.9	20.7
1.70V/cell	\	723.0	578.2	482.0	363.5	272.0	217.0	135.6	103.1	82.6	68.6	59.7	47.4	40.2	21.1
1.65V/cell	\	773.1	610.1	509.9	375.7	276.3	222.7	138.5	107.0	85.1	70.2	60.8	48.4	41.0	21.4
1.60V/cell	\	809.8	641.7	533.4	393.8	286.4	229.4	142.5	109.8	87.3	72.0	61.9	49.0	41.4	21.5

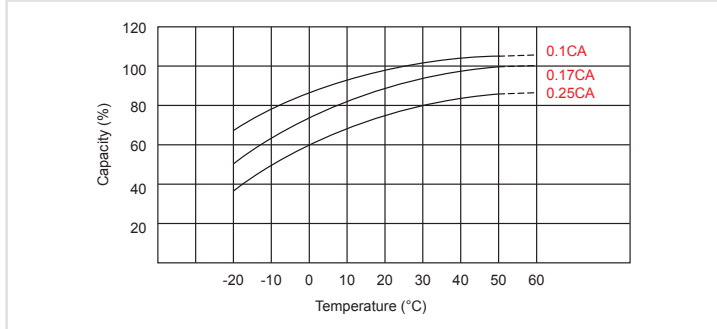
### Discharge Characteristics



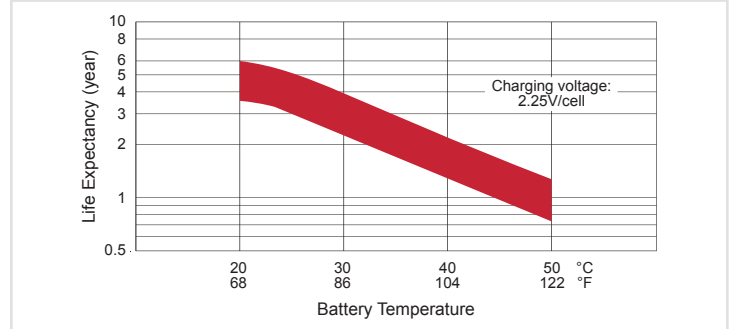
### Float Charging Characteristics



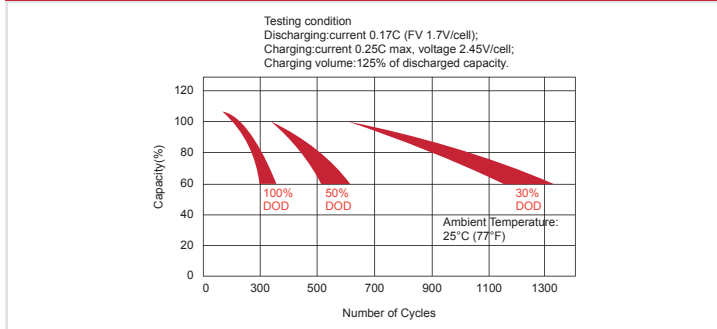
### Temperature Effects in Relation to Battery Capacity



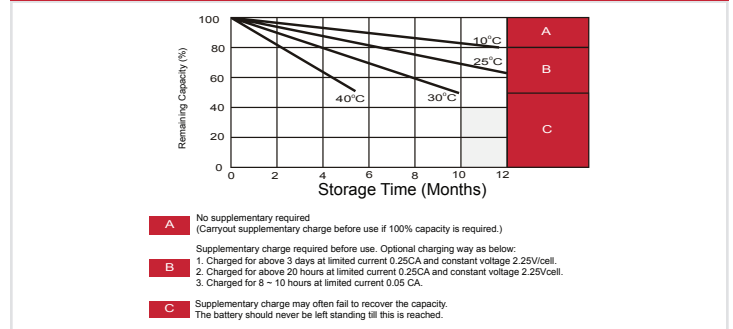
### Effect of Temperature on Long Term Float Life



### Cycle Life in Relation to Depth of Discharge



### Self Discharge Characteristics



ALL DATA IS SUBJECT TO CHANGE WITHOUT NOTICE